

Pamper Your Pillion

BY PETER SZULEWSKI

WITH ADJUSTABLE PASSENGER FLOORBOARDS

THE LAW OF TWO-UP MOTORCYCLE DYNAMICS states that your happiness as a driver is directly proportional to the happiness of your passenger. In other words, if your riding companion isn't comfortable, you're going to hear about it for the whole trip. I learned that the hard way.

Case in point: the comfort level of my wife, Julie, varies based on the different positions available to her feet and legs. She likes to shift her weight freely during a ride. And while the stock passenger boards on my Honda GL1800 Gold Wing are a better fit than those on our old 1500 Wing, Julie wasn't satisfied with them.

We'd seen Kuryakyn's Transformer Floorboards on a bike at Americade, and they looked like a good choice. The Transformers have the superior fit and finish we've grown accustomed to on all our Kuryakyn accessories. They weigh a bit more than the factory aluminum boards, but it was an acceptable trade-off for us.

Installation took me about 25 minutes (including taking photos). You'll be reusing the detent plate, hitch pin, ball bearing, and spring from the stock boards. The only tools required are your metric Allen wrench set, some grease, and a hook or needle-nose pliers. I used some old dentist picks, which were perfect for removing the hitch pin and springs. The pieces go together well, though you might at first think the fitment is too tight. When properly aligned, the components slide together perfectly.

Julie's very pleased with the options these boards give her. She now has her own "highway pegs" that let her stretch out and lean back in the seat. She can even lay her ankles on top of the pegs to fully straighten her legs. The boards also offer a bit more surface area than the factory equipment.

The boards fold up into position smoothly and securely. An unexpected bonus is that they look great when folded. The entire piece is chromed with triple fluting on the bottom, which matches other Kuryakyn products. All in all, the Transformer boards are a handsome addition to our Wing and were among the easiest installs I've done on the bike. **RB**



1

Here are the stock passenger boards on my Gold Wing, in the down position...



2

...and up. Nothing special about 'em.



3

Start by inserting the spring into the highway peg, adding some fresh grease.




4

Place the ball bearing into the hole with the spring. The grease will hold it there.

SOURCES

Transformer Floorboards
for '01-05 GL1800
\$219.95
KURYAKYN
PO Box 339, Dept. RB
Somerset, WI 54025
866/277-9598
www.kuryakyn.com



5

Attach the triangular detent plate. Be careful to orient it correctly; this is the only place for confusion in the assembly.




6

Insert the highway peg assembly in the board, then the supplied rod that holds it in place.




7

Then insert the hitch pin to secure the rod.




8

Finally, attach the entire assembly to the bike with the two supplied bolts.



9

Here's the new board in the down position, with shiny chrome instead of the factory aluminum.



10

It looks even sharper flipped up.



11

The floorboards are ready for a test ride now. Julie can have her feet flat on the boards...



12

...or she can lift the highway peg by kicking it up with her toe. RB

REWARD

Heartbroken owner missing latest issue of beloved motorcycle magazine.

Description: Bike Reviews, Customs, Tech & How-To, Product Reviews, etc.

Call: 877/693-3577

DON'T BE A VICTIM. SUBSCRIBE TODAY.

RIDE METRIC
RoadBike

RIDE METRIC RoadBike

Your #1 source for metric news just got even better.

Now you can save even more money on your subscription.

The longer your subscription, the more you save!



1 Year (10 issues) \$19.94

save 50%

off the cover price (outside U.S. \$29.94)

GOOD BETTER

2 Years (20 issues) \$34.94

save 56%

off the cover price (outside U.S. \$54.94)



3 Years (30 issues) \$49.94

save 58%

off the cover price (outside U.S. \$79.94)

BEST

To subscribe visit

www.RoadBikeMag.com

or call us toll-free at

877/693-3577

RAMYA6